



Getting Started on EZ-Insider

EZ-Insider is a web-based investment tool that provides access to our comprehensive database of insider transactions.


Spiegel Noel Joseph
Activity at 3 Other Companies

Individual insider activity is tracked across companies

Related Insiders: 

- Spiegel Noel Joseph Insurance Trust
- Spiegel Rona J

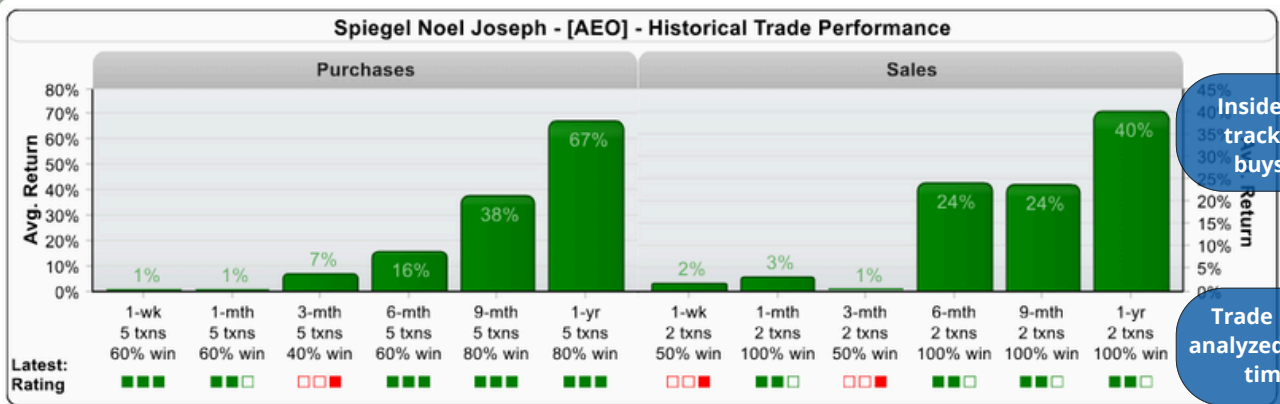
Insiders that are related are linked together

Latest Insider News (Jun 22, 2022):

- Update: AEO Director Spiegel Augments Purchase to \$472K as Stock Continues to Slide (Jun. 22, 2022)
- AEO Director Spiegel Buys \$240K on Weakness (Jun. 15, 2022)

[More News \(5\)](#)

American Eagle Outfitters - [AEO] Latest Proxy News (10/2/24): Follow Up: AEO President Foyle Files to Sell \$6... [More News \(46\)](#)



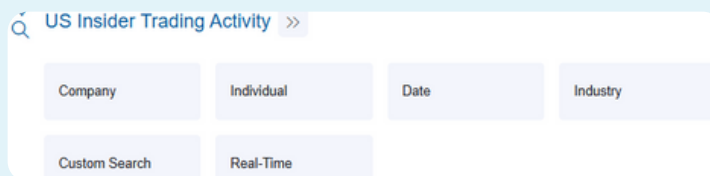
1-year										Insider Activity Summary				Option Exercise Detail /			
As Of 										Net Traded		Holdings		144 Broker			
Rating	Relation	Date	Type	Shares	Avg. Price	Value	Form	Return		Shares	Mkt Val	Ending	% Chng	Vested	Expires	Price	Gain/Loss
 3/4	Dir	6/10/22-6/17/22	Purchase	40,000	\$11.79	\$471.5K	4 4 4	1.6%		40,000	\$471.5K	40,000	NEW				
 1/1	Dir	4/21/21	Sale	10,000	\$36.00	\$360.0K	4	49.2%		(10,000)	\$360.0K	-	(100.0%)				
	Shareholder REL	3/23/21	144 Sale	10,000	\$32.58	\$325.8K	144	42.7%		(10,000)	\$325.8K						Morgan Stanley Smith Barney LLC
 2/3	Dir	3/11/20	Purchase	10,000	\$9.70	\$97.0K	4	210.8%		10,000	\$97.0K	10,000	NEW				
	Dir	6/12/18	144 Sale	15,000	\$24.50	\$367.5K	144	30.5%		(15,000)	\$367.5K						Stifel Nicolaus Co Inc
	Dir	6/12/18	Sale	20,000	\$24.75	\$495.0K	4	31.2%		(20,000)	\$495.0K	-	(100.0%)				
	Dir	6/12/18	144 Sale	5,000	\$24.77	\$123.9K	144	31.3%		(5,000)	\$123.9K						Morgan Stanley Smith Barney LLC

Transaction displays can be filtered based on user preference

Trade details include links to source filings

Form 144 transactions include broker information

Research Historical Insider Activity



- Review recent insider trading activity by company, individual, date of filing, or by industry
- Use custom searches to find historical transactions based on wide-ranging criteria
- View trades in context with transaction vs. price charts and historical performance metrics

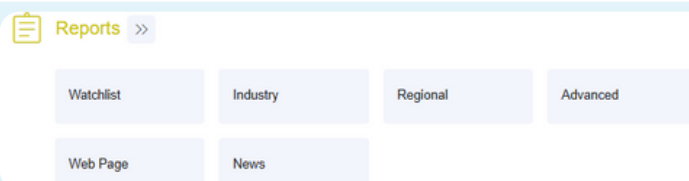
Ideas / Activity of Interest

Large Trades Intelligent Clusters Sentiment Change

Identify Interesting Trends

- Use our tools and pre-set screens to find interesting trends in the data, including the largest trades, cluster activity at companies, and insiders who reversed their trading sentiment
- See a list of recent trades by insiders with successful track records

Monitor Ongoing Insider Activity



- Reports detail activity for a group of stocks or individuals, activity in a particular industry or region, or a watchlist of your exact specifications
- Customizable delivery schedules ranging from real-time, daily, weekly, and/or monthly
- Within application or real-time emails deliver quick notifications to alert you of actionable transactions


News & Analysis

All Buying Selling Restricted Stock Sales
10b5-1 Activity

Read Daily News & Analysis

- New editorial content is posted daily, showcasing interesting transactions and emphasizing important insider trading trends
- News reports can deliver articles in real-time that meet your criteria, straight to your inbox

Performance at a Glance



- Our Insider Rating is a proprietary metric that provides a measure of an insider's historical transaction performance for both their purchasing and selling acumen
- The metric takes into account the magnitude, consistency, and value of an insider's past returns
- For disposal transactions, the return is calculated as the inverse of the post-transaction stock price